




How to change the 'Hand' of a Premier lock




Locate locking tab behind latch.



Move the latch in a small amount and push tab up vertically.



Rotate the latch and push back into receiver.



Push locking tab down to secure latch.